

ISSUE HIGHLIGHTS:

- Remembrance Day
- Food Technology
- House Cross Country
- SAPSASA District Representatives

(Pictured: Remembrance Day)

DIARY DATES

Please check the parent calendar via our website for any last minute changes to scheduled events.

16-22/11	Year 11 Exams
18/11	New Reception Transition Visit 2 (Thurs Group)
19/11	VISTA Year 8/9 Badminton SVP Morning Tea Science Alive Excursion (1006 & 1007)
22/11	Last Day Year 10 Lessons
23-26/11	Year 10 Exams
23/11	COVID-19 Vaccination Clinic Appointments Celebration of Success Year 6 Celebration Assembly
24/11	Year 6 Aquatics
30/11	Governing Council Meeting 6.00pm Year 3, 4 & 5 End of Year Excursion- Movies
1/12	Year 8 Science Excursion-Torrens Outlet Primary Years Disco

[Click here](#) to view our online calendar

CONTACT

The Heights School
Brunel Drv, Modbury Heights SA 5092
Ph: (08) 8263 6244
Fax: (08) 8263 6072
E: dl.i430.info@schools.sa.edu.au
www.theheights.sa.edu.au

f /heightsschool



Government
of South Australia
Department for Education

PRINCIPAL'S MESSAGE

Year 12 Valediction and End of Year Celebration Assembly

This week and next, we celebrate 2021 achievements of our students. On Wednesday 17th November, we have the Year 12 Graduation followed by the Celebration of Success Assembly on Tuesday 23rd November. This is a great time of the year where our school community comes together to acknowledge outstanding academic achievement and a range of other awards recognising leadership, participation, contribution and character.

The Year 12 Graduation is the final formal farewell and celebration of their achievement. It is the culmination of many years of schooling at The Heights P-12 School involving regular and genuine positive encouragement, challenge and support to best prepare our graduating students to work towards productive, happy and healthy futures.

Transition for New Reception and Year 7 and 8 Students

Over the last two weeks, new Reception children and parents were welcomed to our school. There will be nearly 90 children in four classes beginning their schooling at The Heights School in 2022. Assistant Principal Primary Rebekah Goodall welcomed families and provided information about our school.

In the next couple of weeks between 180 and 200 Year 6 and 7 students will be visiting as part of preparation for Year 7 and Year 8 at The Heights School.

Remembrance Day Assembly

An online Remembrance Day assembly was held in learning areas throughout the school on the 11th November. It was effective and appropriate for all ages. Well done to all for the respect displayed, values and traditions observed. The ceremony was marked at our school by the creation of a poppy field planted in the shape of a peace symbol by each student on the entrance lawn to our school.

Congratulations

Year 6 Student Saachpreet Kaur has been awarded a Merit in the 2021 School of Languages Celebration of Achievement Awards. Saachpreet received this in Punjabi.

Announcement Deputy Principal 2022-2026

Congratulations Meg Fay. Meg has been in this role all year following the departure of Robyn McLachlan who became the new Principal of Wandana Primary school at the beginning of the year.

At the completion of the long term merit selection process Meg has been offered and has accepted this position for the next five years.

Congratulations Meg and I'm sure the school community will look forward to your leadership in this role for years to come.



Nigel Gill
Principal



REMINDERS:

Last Day of Term 4:
Friday 10 December 2021
12:45pm Dismissal
First Day of School 2022:
Monday 31 January 2022

CONTENTS

Important Dates In Term 4.....	2
Lost Items	2
New Gallery System for Visual Art Department	2
Uniform Shop	3
Enrolling now for Preschool 2022	4
Remembrance Day....	4
Food Technology ..	5-6
House Cross Country.....	7
SAPSASA District Representatives	7
Community Notices.....	8

IMPORTANT DATES IN TERM 4

Across School Events

23/11 - Celebration of Success (Years 7-12)
10/12 - Last Day Term 4 (Early Dismissal)

Year 11 Students

16/11-22/11 - Year 11 Exams

Year 10 Students

22/11 - Last teaching day for Year 10 students
23/11-26/11 - Year 10 Exams

Year 7-9 Students

2/12 - Year 6 to 7 Transition Day
3/12 - Year 7 to 8 Transition Day
6/12 - Last day Years 7-9 Lessons
7/12-8/12 - Round Table Assessments (Years 7-9)
9/12 - Pool Day Years 7-9 - Waterworld

Primary Years

18/11 - New Reception Transition Visit 2 (Thursday Group)
23/11 - Year 6 Celebration Assembly
24/11 - Year 6 Aquatics
30/11 - Years 3, 4 & 5 End of Year Excursion- Movies
1/12 - Primary Years Disco
6/12 - Quiz Day Years 4 & 5
6/12 - Year 6 End of Year Excursion- Bowling
7/12 - Celebration in the Courtyard In School



LOST ITEMS

We recognise it is inevitable that items will be misplaced by students. To assist in reuniting lost items with their owner we would like to highlight the importance of clear labelling with students full name and current class on all items.

Lost property will be located in a central collection point;

- Primary years; the corridor outside the Stephanie Alexander Kitchen
- Secondary years; under the stairwell in M building

Students are encouraged to take responsibility for their own belongings and if missing check appropriate collection areas throughout the school day.

Parents seeking lost items should check the lost property before school (8:40am – 8:55am) or after school (3:05pm – 3:30pm) to claim items.


Unclaimed but labelled items will be returned to their rightful owners after each clean-up of the lost property. At the end of each term any unclaimed uniform items in good condition will be utilised by the school and all non-uniform items in good condition will be donated to a local charity.



NEW GALLERY SYSTEM FOR VISUAL ART DEPARTMENT

Visual Art teachers were excited to unveil their new gallery system this week. It includes picture rails and lighting and will be used for rotating displays of student work throughout the year. It will also be put to good use next August when we have our annual Art Exhibition Competition for SALA. Thank you to Zoes and John for the installation. We love it!

Catherine Bourn
Visual Art Teacher



UNIFORM SHOP

Needing School Uniforms?

Come before the end of 2021 & beat the rush

The beginning of a school year creates busy times and there is no busier place than our Uniform Shop. To help families we are going to offer opening times the week after school finishes, please take advantage of these extended hours.

Additional Uniform Shop opening times:

Monday 13 December 2021 9.00am – 1.00pm

Tuesday 14 December 2021 12.00pm – 3.00pm

(Subject to COVID-19 restrictions)

Please take advantage of these additional openings and avoid the queues at the beginning of 2022. Our Finance Office will also be open at these times, so if you'd like to settle your 2021 account it would be great to see you.

Did you know?

For your convenience, you are able to order uniforms online via the school website. You will be contacted when your order is ready, and you can simply collect it from the front office. Please contact us for you would like further information.



Advance Notice – Administration/Fee paying days

Families of our enrolled students will receive Materials & Services Charges with other helpful school information via mail early in January 2022. To provide convenience for families with payment of these charges, the school administration opens during the below times the week prior to the school term commencing:-

Thursday 27 January 2022 – 3.00pm – 6.00pm

Friday 28 January 2022 – 9.00am – 12.00pm

(Subject to COVID-19 restrictions)

During these times the school also opens its Uniform Shop, offers payment plan services, school card applications and provides customer service to assist parents with queries relating to administrative forms and general information. It is also a great opportunity to verify and update any family information we have recorded to assist with correspondence and your child/ren's wellbeing (for example postal address, email, emergency contacts, and medical plans).

We encourage families to make payments and apply for school card online via the school website www.theheights.sa.edu.au

Additional opening times for our Uniform Shop to begin 2022

To further support our families as they prepare their child/ren for a successful start to 2022, we are offering additional opening times to our uniform shop the week before school starts and the first week of the school term.

Tuesday 25 January 2022 – 9.00am – 1.00pm

Thursday 27 January 2022 – 3.00pm – 6.00pm *Fee paying day

Friday 28 January 2022 – 9.00am – 12noon *Fee paying day

Monday 31 January 2022 – First day of Term 1 – **UNIFORM SHOP CLOSED**

Tuesday 1 February 2022 – 8.30am – 10.30am

Thursday 3 February 2022 – 8.30am – 10.30am & 2.00pm – 4.00pm

Friday 4 February 2022 – 8.30am – 10.30am

(Subject to COVID-19 restrictions)

Please note the Uniform Shop will NOT be open on the first day of Term 1

Did you know you can purchase school uniform online through the school website?

Why not give it a try? Follow the instructions below:

- Go to the school website www.theheights.sa.edu.au
- Click on Online Payment to School or Preschool
- Click OK to confirm you are making a payment to the school
- Enter your family code (if you do not have this please contact the school on 8263 6244)
- Enter your child's name
- Enter the uniform items required in the Description/invoice line, eg 1 x Sz 14 PE top (you can add a maximum of 50 characters in this line, if a large order please email itemised order to sonia.hahn343@schools.sa.edu.au and include receipt number)
- Enter total amount \$ (the uniform order form and sizing guide is on the school website, click on the 'About Us' tab at the top and select Uniform)
- Select your payment option
- Enter your credit card details and click proceed

You will be contacted when your order is ready (please allow 3-4 business days), uniform orders will be left at the Front Office for collection between 8.30am and 4.30pm.

If you have any questions or would like any further information please contact Maria Parry on 8263 6244 or maria.parry794@schools.sa.edu.au

ENROLLING NOW FOR PRESCHOOL 2022

LET YOUR CHILD GROW WITH US

The Heights Preschool is an integral part of The Heights P-12 School. We provide an engaging and stimulating learning environment for children. Our philosophy revolves around play as a tool for learning. We encourage children to be curious and to seek answers through learning, underpinned by a partnership with family and the community.

If you would like your child to attend The Heights Preschool in 2022 please contact Dani Dunne on the details below.

Email: Dani.Dunne687@schools.sa.edu.au

Website: <https://www.theheights.sa.edu.au/preschool.html>



REMEMBRANCE DAY

Once again, The Heights School community observed this occasion impeccably as a whole community though the creation of the poppy field and the observance of the commemoration.



The focus of this year's commemoration was the service and sacrifice that women have made since 1900, both at home and abroad. Women have served in all theatres of war and peacekeeping in a wide range of roles. Once again, it was impressive to see students from Pre-school to Year 11 take part in the commemoration ceremony so respectfully.

The poppy field in the shape of the peace symbol is flourishing. Not only have students taken the time to carefully cut out their poppies but the majority of them have taken the time to add an appropriate message on the back. Many of them are very personal with reference to relatives who have served or fallen. Others have chosen to express their thoughts and feelings through drawings. On numerous occasions I saw teachers taking their class or Home Group out, preparing the students to plant their poppies in a careful and considerate manner. Students conducted themselves reverently as they moved around the field to plant their poppies. Some even planted them in the same spot, presumably with a friend or sibling. The end result is wonderful.

The field will remain in place for another week so that teachers and students can visit it and appreciate the combined effort to create it.

I thank all staff and students for their contributions to this year's commemoration and the way that teachers have helped their students, especially the younger ones, understand the importance of this occasion.

David Osborn, HASS Learning Leader



FOOD TECHNOLOGY

Year 9 Food Technology Muffin Creations

Last week the Year 9 classes explored recipe development and discovered that by having a base recipe and keeping to a set ratio of ingredients, many variations can be developed. It was therefore their task to create their own muffins. Here are 2 muffin recipes that students Ella and Natasha created. One sweet and one savoury. There was a wide variety of combinations between the three classes, each student putting their own unique spin on their muffins. Enjoy!

Sarah Roger

Food Technology and Hospitality Teacher

Bacon, cheese, and onion quiche by Ella

Can make 6 muffins

Ingredients

- 1 cup self-rising flour
- 40g butter, melted
- ¼ cup of milk
- ¼ cup of heavy whipping cream
- ½ cup cheese
- ¼ cup onion, finely chopped
- ¼ cup diced bacon
- 1 egg

Method

1. Preheat oven to 180 degrees
2. Place self-rising flour into a bowl.
3. Place ½ a cup of cheese, bacon, and onion in the dry ingredients bowl, and mix it all together
4. Use a jug for the wet ingredients
5. Pour ½ cup of milk, heavy whipping cream, melted butter and 1 egg and mix it together.
6. Once both dry and wet are mixed pour the wet ingredients into the dry and stir together until all combined.
7. Once combined and mixed grab 2 spoons and fill the muffin tray ¾ full.
8. Then place in oven for 15-20 mins.



Strawberry and apple muffins by Natasha

Ingredients

- ¼ cup strawberries
- ¼ cup apple
- ¼ cup rolled oats
- 1 teaspoon cinnamon
- 1 cup self-rising flour
- ¼ cup brown sugar
- ½ cup full cream milk
- 40g butter
- 1 egg

Method

1. Preheat oven to 180 degrees.
2. Measure out 40g of butter into a measuring cup and place in the microwave for 20 seconds, or until fully melted.
3. Get a separate bowl and crack egg into it to check to see if there are any pieces in the egg before adding it into the measuring cup.
4. Measure milk then add into the measuring jug and mix until combine
5. In a separate large bowl, add self-rising flour, then pour the ingredients from the jug into the bowl and stir until combine.
6. Cut and measure strawberries and apples and add into the mixture.
7. Add the cinnamon, then stir until the apple, strawberry and cinnamon are evenly mixed throughout the mixture.
8. Get a muffin tin and cover it in oil spray to prevent sticking.
9. Use two spoons to scoop the mixture into the muffin tin. Continue until all of the mixture has been used.
10. Place in oven for 15-20min or until fully cooked.
11. Once cooked remove from oven and let cool.



FOOD TECHNOLOGY

Stage I Food and Hospitality Cookie Cakes

Stage I Food and Hospitality students in their final task for the year created an amazing array of Cookie Cakes.

Over a three-week period, each student designed and annotated a design that they thought would be suitable to create for a particular celebration or theme. From this design they then were taught techniques in chocolate, meringues and macarons making. From this they then created their own elements to suit their design.

As you can see from the photos their cookie cakes were amazing, with each student successfully completing a cake to take home and share with their family.

We are so proud of all of the students. They all put so much effort into creating every element. Looking forward to seeing what these students can achieve in Year 12.

Sarah Rogers and Alison Coleman
Food and Hospitality Teachers



HOUSE CROSS COUNTRY

On Wednesday 10th of November, we held the House Cross Country Challenge where students from Year 3 – 10 competed for house points. Students in Year 3/4 competed in a 1km run, Year 5/6/7 students competed over 2km and Years 8-10 students ran for 3km. It was outstanding to see so many students participate and test themselves on the challenging course.

Congratulations to the following students who placed top 3 in their year level:

Year 3 Boys:

1st Mason Hamlyn
2nd Sebastian Pena
3rd Zachary Aldous

Year 3 Girls:

1st Paige Simpson
2nd Oriana Clarke
3rd Emily Bowering

Year 4 Boys:

1st Jordan Wilson
2nd Jesse Simmons
3rd Juhnee You

Year 4 Girls:

1st Rachel Tomney
2nd Liya Cojuhari
3rd Guneet Kaur

Year 5 Boys:

1st Patrick Pena
2nd Joseph You
3rd Owen Irvine

Year 5 Girls:

1st Rehat Kohli
2nd Lucy Cameron
3rd Athieng Acouth

Year 6 Boys:

1st Antonio Pena
2nd Callum Carter
3rd Ruben Natvidad-Zjefert

Year 6 Girls:

1st Leanna Batara
2nd Hailey McDonald
3rd Ashlee Lessue

Year 7 Boys:

1st Sam Parkin
2nd Muhammad Baber
3rd Tex Bannister

Year 7 Girls:

1st Elsie Siddall
2nd Isabelle Strelan
3rd Skye Jenkins

Year 8 Boys:

1st Hae-Gyu Kim
2nd Caleb Hudson
3rd Ryder Formosa

Year 8 Girls:

1st Taylah Lessue
2nd Rajvi Shah
3rd Melrose Evans

Year 9 Boys:

1st Hayden Mortlock
2nd Yuki Kikuchi
3rd Jack Matteucci

Year 9 Girls:

1st Aarushi Singh
2nd Averil Oon
3rd Jija Sargun


Year 10 Boys:

1st Harrison Morrell

House points were awarded to students who finished in the Top 10 for their year level, with students who participated also receiving house points. After a final tally the houses finished in the following order:


1st Aquila Dingoes
2nd Corvus Redbacks
3rd Hydra Sharks
4th Draco Crocodiles

**Congratulations
Aquila Dingoes!**



SAPSASA DISTRICT REPRESENTATIVES

Well done to the following students who were selected to represent Tea Tree Gully in their chosen sport: Vikram Rajaram and Jasmine Singh selected for Tennis and Deepak Panwar selected for Cricket. Congratulations to Vikram and Jasmine whose team went undefeated in the competition to win the Division 2 State Championship. Furthermore, Congratulations to Deepak as his team too went undefeated for the week and won the championship in Division 4. Congratulations Vikram, Jasmine and Deepak!



COMMUNITY NOTICES



Roadblocks and Closures

Roadblocks are usually managed by police officers but the responsibility may be delegated to other authorised personnel such as firefighters or SES.

During a declared bushfire, police and other authorised officers have powers under the Emergency Management Act 2004 to:

- Direct or prohibit the movement of persons, animals or vehicles.
- Require a person to provide such information as may be reasonably required in the circumstances.
- It is an offence to:
 - Without reasonable excuse refuse/fail to comply with directions.
 - Hinder or obstruct the emergency operation.
 - Impersonate an authorised officer.

Receive email alerts regarding roadblocks and closures by signing up to SA Police News: [police.sa.gov.au](https://www.police.sa.gov.au).

Practical Tips if a Bushfire is Approaching

When organising your trip, have a Bushfire or Emergency Survival Plan and pack an emergency kit. You can find tools to help you create your plan on the CFS website: cfs.sa.gov.au. Modify or postpone your travel plans when dangerous fire weather is forecast.

If you're driving and approaching bushfire smoke you should:

- Slow down and be aware there could be people, vehicles or animals on the road.



- Turn around where safe to do so and drive to the nearest township or 'Bushfire Safer Place' which is a place of relative safety during a bushfire.

- If you can't reach a designated 'Bushfire Safer Place' make your way to a 'Bushfire Last Resort Refuge'. For more information, maps of these places and to find out if you're travelling in or near one visit the CFS website.

- If you can't make it to either place, pull over to the side of the road and stop your vehicle in a clear area.

- Turn your car headlights on and close vehicle windows and vents.
- Lie in the vehicle footwell and if possible, shelter under woollen blankets to protect yourself from the radiant heat.

If you can't escape the smoke:

- Stay inside your vehicle as it offers better protection than being in the open. Park in a clear area, preferably behind a solid structure to block the radiant heat.

- Face your car towards the fire and turn the engine and air-conditioning off.

- Tightly close the door, windows and air vents.

- Lie in the vehicle footwell and if possible, shelter under woollen blankets to protect yourself from the radiant heat.

- Avoid dehydration by drinking lots of water.

- Heat and smoke from the fire may make breathing difficult. Stay under the blankets and if you have a P2/N95 type of disposable mask, wearing it correctly fitted, may help reduce smoke exposure to poor air quality.

- Stay laying down until the sound of the fire has passed and then carefully leave the car - it will be very hot.

- Move to a safe area such as land that has already been burnt.

If there is a fire or imminent risk of a fire call Emergency Triple Zero (000). If you see anything suspicious immediately call the Police Assistance Line on 131 444.

If you have any information about who is deliberately lighting fires or engaging in reckless or negligent fire behaviour call Crime Stoppers on 1800 333 000.

Deliberately, recklessly or negligently starting a bushfire is a serious offence and will result in criminal proceedings.



Download the free Emergency+ app which contains useful contact numbers for emergency services. The Emergency+ app is developed by Australia's emergency services and their government and industry partners and uses GPS functionality built into smart phones to help a Triple Zero (000) caller provide critical location details to assist emergency services.

DISCLAIMER

This publication has been prepared as a public service initiative by South Australia Police in partnership with South Australia Country Fire Service and while every care has been taken in its preparation, no warranty is given nor representation, either expressed or implied, made regarding the accuracy, currency or fitness for purpose of the information or advice provided and no liability or responsibility is accepted by the State of South Australia, its instrumentalities, South Australia Police or South Australia Country Fire Service and their agents, officers and employees for any loss suffered by any person in consequence of any use and reliance placed by any person upon the said information or advice.



SOUTH AUSTRALIA POLICE
SAFER COMMUNITIES



Government
of South Australia

YOUR BUSHFIRE TRAVEL COMPANION

When holidaying in South Australia please read, follow and share these simple bushfire safety tips to ensure you stay safe.



COVID-19 INFORMATION
This South Australian Directions apply to anyone living in and entering South Australia. To see the latest information regarding South Australian Directions which may impact border crossings, activities and therefore your holiday plans please visit covid-19.sa.gov.au

Fire Ban Districts

South Australia is divided into a number of Fire Ban Districts and knowing which Fire Ban District you are visiting is the first step in finding out what you can or can't do.

Fire Danger Ratings

During the Fire Danger Season, Fire Danger Ratings are issued for each Fire Ban District daily. To ensure your safety you should find out what the Fire Ban Rating is for the district you are travelling in or through.

Total Fire Ban Day

If the rating is high, a Total Fire Ban Day may be declared. On a Total Fire Ban Day regulations are further escalated. This may also occur outside the declared Fire Danger Season.

The SA Country Fire Service (CFS) may declare Total Fire Bans in some Fire Ban Districts or even across the whole state on days when conditions require it.

Stay Informed

To stay informed about bushfires, to find out which district you're travelling in, the current Fire Danger Rating or if a Total Fire Ban has been declared:

- Visit the CFS website: cfs.sa.gov.au.
- Call the CFS Information Hotline: 1800 362 361 (TTY 133 677). If you are hearing or speech impaired, contact the CFS via the National Relay Service by calling 1300 555 727.
- Visit the CFS Facebook page: [countryservice](https://www.facebook.com/countryservice).

Further information and updates on fires and emergencies can also be obtained by listening to local radio stations, e.g. ABC Local radio and FIVEaa radio.

Radio station information is available in the 'Bushfire Traveller Safety' brochure on the CFS website. The brochure is also available at Visitor Information Centres, holiday/caravan parks and local councils throughout South Australia.

Fires can damage infrastructure and utilities which may impact power and mobile phone towers. It's a good idea to have access to a battery or wind up radio for updates.

Regularly check weather conditions by visiting the Bureau of Meteorology website: [bom.gov.au](https://www.bom.gov.au).

Fire Regulations

South Australia Police is proactively policing the threat of bushfires during the Fire Danger Season and as a result you may see police patrolling high risk areas.

During the Fire Danger Season restrictions apply on lighting fires and/or BBQs to reduce the chance of bushfires starting.

Below are some of the regulations that you should follow while travelling in or through South Australia. More information on regulations is available on the CFS website.

If you aren't following these regulations you are breaking the law and as a result may be issued with an explanation notice or criminal proceedings may be instigated against you.

If you see anything suspicious immediately call the Police Assistance Line on 131 444. If you have any information about who is deliberately lighting fires or engaging in reckless or negligent fire behaviour call Crime Stoppers on 1800 333 000.

Campfires

During the Fire Danger Season you **must** ensure any comfort or cooking fire you light is:

- Contained in a properly constructed fire place or in a 30cm deep trench and is no more than ONE square metre in size (height and width).
- The space immediately around and above the fire is clear of all flammable vegetation to a minimum distance of at least FOUR metres.
- A responsible person is in attendance at all times with water or an appropriate extinguisher on hand.
- The fire is completely out and the ground is cold before you leave it.

If you live in a metropolitan area or township boundary you **must only** use charcoal for campfires under the Environment Protection Authority legislation.

Permits are required prior to lighting chimineas, fire drums or braziers, which can be obtained from the local council you are staying in. If a Total Fire Ban Day has been declared in the district you're travelling in you **must not** have a campfire or light a fire for warmth or comfort without a council permit (penalties apply).

No fires, including BBQs and campfires, are permitted in Forestry SA land and forest reserves between November 30 and April 30 each year or on Total Fire Ban Days. Gas BBQs may be permitted under certain conditions. For enquiries, contact the relevant forestry reserve office.

Strict regulations apply in National Parks and Wildlife Reserves. During the Fire Danger Season, regardless of whether a Total Fire Ban Day has been declared, fires are not permitted. For information, go to: parks.sa.gov.au.

BBQs

Regulations differ on the fuel type used in the BBQ

Gas or electric BBQ/cooking appliances (including gas fired kettle BBQ)

A gas or electric BBQ is permitted during the Fire Danger Season providing:

- The BBQ is clear of all flammable vegetation to a minimum distance of FOUR metres.
- A person must be present with an appropriate extinguisher on hand and able to control the fire until it is extinguished.

On a declared Total Fire Ban Day you must comply with the above and also ensure:

- The location of the BBQ or cooking appliance must be within 15 metres of a domestic or commercial premises or
- On a coastal foreshore.

Some local councils allow gas or electric BBQs in caravan parks or cleared picnic areas. Look for signs or contact the council for advice.

Solid fuel (wood/charcoal/heat beads) kettle BBQ

A solid fuel kettle BBQ is permitted during the Fire Danger Season providing:

- The BBQ is clear of all flammable vegetation to a minimum distance of FOUR metres.
- A person must be present with an appropriate extinguisher on hand and able to control the fire until it is extinguished.

On a declared Total Fire Ban Day the use of a solid fuel BBQ is not permitted unless you have a permit from the local council.

Smoking

During the Fire Danger Season, regardless of whether a Total Fire Ban has been declared for that day:

- You must not smoke within TWO metres of flammable bush or grass outside of a township (penalties apply).
- You must not throw a cigarette butt from a vehicle (penalties apply).
- You must not drop or throw a cigarette butt where it will come into contact with flammable vegetation (penalties apply).

Fireworks

Private fireworks are banned. Don't forget, if you aren't following the regulations you are breaking the law and as a result may be issued with an explanation notice or criminal proceedings may be instigated against you.

Vehicles

During the Fire Danger Season there are restrictions on the use of stationary engines including generators and vehicles driven by internal combustion engines. Before using, check all equipment and vehicles are clean and free from any built up flammable materials including trapped deposits of grass and oil.

Engine exhaust system requirements:

- Ensure all engine exhaust gases exit through the system to prevent the escape of burning material.
- The exhaust system is designed to prevent heated parts coming into contact with flammable vegetation and ensure the system is in good working order.
- Machinery and vehicles that do not have the required and maintained exhaust system must not come within FOUR metres of flammable vegetation, including grass and crops.
- A vehicle driven by an internal combustion engine that does not have a compliant engine exhaust system must not be driven within TWO metres of flammable bush or grass.
- Check pulleys and bearings on equipment and vehicles to ensure there are no signs of seal failure, ensure bearings are greased and all excess is wiped clean.